













The Wrea Green Horticultural Society Show Countdown





Showstopper jobs for






JUNE



Vegetables and Fruit			
Class	Entry	Jobs and advice	Judging Criteria for the show
1	Six tomatoes on a plate	Continue to remove any side shoots – they are very good at hiding round the back of the plant and can be 2 foot long before you spot them! 	<ul style="list-style-type: none"> Uniform in size and shape Ripe but firm Rich in colour with fresh calyx and stalk intact Blemish free and unpolished 
2	Nine cherry tomatoes on a plate	Feed every 10 days with tomato feed when the first truss has small tomatoes forming. Water regularly and thoroughly so the soil never dries out. Remove any yellowing leaves below the trusses.	<ul style="list-style-type: none"> Uniform in size and shape Fresh, ripe but firm Blemish free and unpolished Rich in colour with fresh calyx attached 
3	Two marrows	Plant out your hardened-off marrows in the planting pocket described last month. Sink a plant pot to the side of the plant into which you can water. This ensures that water goes all the way down to the roots. Keep well-watered but water around the plant not over the top so that the neck of the plant, or the newly forming fruits do not rot. Feed every 10 days with a high potash liquid fertiliser. Lay developing fruits on a piece of plastic or glass so that they do not rot underneath.	<ul style="list-style-type: none"> Young and not over-ripe Uniform, well-shaped and tender Any colour 
4	Three carrots with tops	Continue to sow for succession crops. Cover plants with fleece. Thin out as necessary but be careful not to crush the plants as this releases the carrot-root fly attracting aroma! Carrots are drought-resistant, but if the leaves do start to wilt, give them a thorough soaking every couple of weeks.	<ul style="list-style-type: none"> Good uniform shape Tender roots, free from side shoots Skins clear and colour bright Tops trimmed 
5	Four potatoes	Continue to earth-up the potatoes and water well. First earlies should be ready to harvest this month. Keep an eye out for blight and remove the blighted leaves immediately, removing them completely from the site; burning if possible.	<ul style="list-style-type: none"> Skins clear and free from blemishes Eyes few in number and shallow Skins should not be scrubbed 

6	Three onions	Do not over water as this can make the onions rot. Remove any flowers as soon as they appear. Any that have yellowing, collapsed leaves are ready for harvest. Gently loosen the roots and lift the bulbs and lay them on their sides in the sun or bring them under cover if wet. Lay them out on racks if possible.	<ul style="list-style-type: none"> • Uniform bulbs, firm, well-ripened and of good colour • No thickness or softness in necks • No excessive removal of outer skins • Tops neatly tied with natural material and roots neatly trimmed. See www.youtube.com/watch?v=AtAVHegHb4k for demonstration video 
7	Two leeks	See April's countdown tips for step-by-step instructions for growing leeks. It is still on this site.	<ul style="list-style-type: none"> • Good length, blanched stem without any bulbous base • Solid, thick and tight with clean spotless skins; no ribbing • Not excessively stripped • Firm, fresh, undamaged, leaves • Roots uncut, the soil washed and teased away 
8	Four runner beans	Keep the plants well-watered. Tie the first few inches into the cane – from then on the plant will be self-supporting. Remove the growing tips when they reach the top of the canes.	<ul style="list-style-type: none"> • Straight, fresh, pods of good colour • No outward sign of seeds • Stalks attached • Slender and long • A crisp snap when broken 
9	Three apples	Sprinkle a good balanced fertiliser around the base of your tree if not done last month. Although most fruit trees will naturally discard excess acorn-sized fruits, (June drop), it might be worth thinning further any damaged fruit to one dessert apple per 15cm and one cooking apple to one per 23cm.	<ul style="list-style-type: none"> • Do not polish – retain the 'bloom' • Eyes and stalks intact • Clear, unblemished skin • Good colour for the cultivar 
10	Three Parsnips	If yours have risen their little green tops above the soil, keep them watered and thin out any crowding to 6" apart. Weed carefully along the rows, avoiding too much handling of the seedlings so that carrot-root flies don't get a whiff of tempting parsnip scent. Alternatively	<ul style="list-style-type: none"> • Long, large, well-developed, symmetrical, well-shouldered and shapely.

		cover your parsnips with horticultural fleece or fine meshed netting.	<ul style="list-style-type: none"> • White roots, smooth-skinned and free from side-shoots or blemishes. • Taproot intact, • Leaves trimmed to 75mm. 	
11	Three courgettes	Keep the plants well-watered, ensuring that the water seeps right down into the soil. Water under the plant not over the top. If you have sunk a pot or bottle into the soil next to each plant, keep this well topped up. Feed every two weeks with a high potash liquid fertiliser.	<ul style="list-style-type: none"> • Young and tender • Uniform shape and colour • Approx. 15cms long and 3 to 4 cms in diameter. Round varieties approx. 7 to 8 cms in diameter – any colour but well-matched 	
12	Harvest Basket/Box	This will be made up of items that are ready for harvesting in September. The more varieties you grow, the better your basket will be.	<ul style="list-style-type: none"> • Maximum diameter or sides of container 15" • Mixture of home-grown produce • Attractive arrangement • Healthy, fresh, clean produce • Wonky, but unblemished, produce accepted 	
13	Ugly vegetable	From any of the above categories, or other vegetables not listed.	<ul style="list-style-type: none"> • Home grown 	


Flowers			
Class	Entry	Jobs and advice	Judging Criteria for the show
14	Single bloom	Continue to water and feed the plant you have selected for your single-bloom entry. Keep an eye out for pests and deal with them accordingly.	<ul style="list-style-type: none"> Leaves below the water-line removed Flower at its peak – not under-developed or past its peak A good specimen of the cultivar in shape, colour and size 
15	Jug of home-grown flowers	This will be a selection of what you have blooming around September 7th. The more you grow, the more you'll have to choose from. Some flowers will benefit from cutting back after their first flowering and you may get a second batch.	<ul style="list-style-type: none"> Home grown Perennials or annuals or a mixture of both Flowers turgid and fresh Good balance of jug dimensions and flowers 
16	Bowl of mixed dahlias	Plant out your sprouting tubers towards the end of the month or early June. Alternatively, cut the sprouting shoots off at the base, dip in hormone rooting powder and repot individually. When rooted and established these can be planted out and staked. Watch out for slugs! Surround the plant with slug-repellent material such as the fluff out of the tumble-dryer filter (collect throughout the winter) or sink a plastic pot of beer next to each plant. The slugs are attracted to the beer and drown. Or, boil 2 whole bulbs of garlic in 2 pints of water for 5 minutes. Strain, top up to two pints if some has boiled away. Place in a bottle and add 1 tablespoon of the garlicky water to a litre of water and spray the leaves.	<p><i>Generic criteria for all dahlia types submitted in this unclassified class.</i></p> <ul style="list-style-type: none"> Blooms fresh and clean All florets intact, firm and without blemish or defect Colour(s) clear and well-defined and consistent throughout in self-coloured varieties Shaded, bi-coloured varieties are evenly shaded or tipped throughout the bloom 
17	Vase of sweet Peas	Continue to water regularly and feed every 10 days. Encourage upwards growth so that flowers stems are not twisted or squashed in amongst the tangle. For really good blooms, train the central stem up individual canes and remove all tendrils and side shoots.	<ul style="list-style-type: none"> Up to 15 spikes Strong spikes with well-spaced blooms Long, straight stems Flowers fully open and fresh Large, erect flowers Closed keel (the joined petals under the main petals) No developing seed pods or colour loss 
18	Vase of mixed roses	Keep an eye out for green-fly and black spot and treat accordingly. Young buds can soon become encrusted with aphids creating mal-formed and small flowers. Either spray with Roseclear, squirt with the hose-pipe or rub off the aphids with your fingers. Dead-head as soon as the blooms have faded.	<p><i>Generic criteria for all rose types submitted in this unclassified class.</i></p> <ul style="list-style-type: none"> Doubles – open to half or three quarters Singles and semi-doubles – fully opened Blooms fresh, clean and sparkling Full depth of colour which is bright and glowing Straight stems Clean, undamaged foliage, cleaned only with water Good colour combination of mixed roses No overcrowding or large spaces Display balanced with the height and size of the bowl 

Floral Art

Class	Entry	Jobs and advice	Judging Criteria for the show
19	Cake stand arrangement		<ul style="list-style-type: none"> • <u>Foliage/flowers may be home-grown and/or bought</u> • Floral arrangement on a tiered cake stand – 2+ layers • Arrangement reflects the shape and layering of the cake stand • Flowers and foliage fresh and unblemished • Good combination of contrasting or harmonising colours
20	Arrangement in a tea pot		<ul style="list-style-type: none"> • <u>Foliage/flowers may be home-grown and/or bought</u> • Flowers suitable for a teapot • Colour harmony between the flowers, and the flowers and the teapot • Design – good balance, proportion, space, form and texture
21	Arrangement in/on a re-cycled item		<ul style="list-style-type: none"> • <u>Flowers may be home-grown and/or bought</u> • Re-cycled item can be anything suitable in/on/by which to arrange flowers: domestic; mechanical; industrial; natural. • Flowers and foliage fresh and unblemished • Good combination of contrasting or harmonising colours
22	Tints and tones of autumn		<ul style="list-style-type: none"> • <u>Flowers may be home-grown and/or bought, fresh or dried</u> • Flowers and foliage fresh and unblemished • Flowers and foliage in good condition if dried • Good combination of contrasting or harmonising colours • Autumn is reflected in the materials and the colours used



Culinary

Class	Entry	Jobs and advice	Judging Criteria for the show
23	Lemon Drizzle Cake		<ul style="list-style-type: none"> • Well risen, even in shape and baking • Sponge light and moist • Flavour both tangy and sweet • Lining paper removed • Sides smooth • Crunchy layer of lemony sugar on the top • Can be round or rectangular
24	Fruit Loaf		<ul style="list-style-type: none"> • Loaf-shaped • Well risen, even in shape and baking • Domed shaped top which may be cracked • No burnt fruit on the surface • Fruit distributed evenly throughout the loaf • Fairly moist • Denser than sponge cake but not solid • Sweet and fruity taste
25	Cornish Pasty	<div style="text-align: center;">  <p>MIN 12.5% MEAT</p> <p>MIN 25% VEG</p> </div>	<p>As stipulated by The Cornish Pasty Association</p> <ul style="list-style-type: none"> • Minimum of 12.5% meat and 25% vegetable • Roughly diced or minced beef • Sliced or diced potato • Swede (turnip) • Onion • Seasoning to taste (mainly salt & pepper) • The pastry can be shortcrust, rough puff or puff, but it has to be savoury and able to withstand baking and handling without breaking • It can be glazed with egg, or milk, or both, to give the finished pasty its golden colour. • It must be crimped
26	Millionaire's Shortbread		<ul style="list-style-type: none"> • Three distinct layers • Soft, firm caramel – not toffee • Thin layer of unbroken chocolate • 6 pieces
27	Parkin		<ul style="list-style-type: none"> • Texture close and crumbly • Evenly risen, top flat and glossy • Very dark brown • Ginger flavour is distinctive

Jams and Chutneys

Class	Entry	Jobs and advice	Judging Criteria for the show
28	One jar chutney		<ul style="list-style-type: none"> • Label should state 'hot' or 'mild' • Colour bright and even throughout • Dark chutney should be bright not muddy • Reasonably firm, uniform consistency • No large pieces of onion, skin, cores or stones • No air bubbles or free vinegar • Mature flavour • Good blended flavour, characteristic of ingredients used
29	One jar marmalade		<ul style="list-style-type: none"> • Based upon citrus fruit – flavour additions allowed and must appear on label • Colour bright and characteristic of citrus used • Jelly-like consistency – not runny or too firm • No air bubbles or scum • Peel tender, uniformly cut and distributed (sliced not minced) • Slightly bitter taste true to the fruit used
30	Soft fruit Jam		<ul style="list-style-type: none"> • Colour bright, even and characteristic of blackcurrants • No scum, foreign bodies, mould or sugar crystals • Fruit evenly distributed, • Skins tender • Jellified texture, not runny with loose liquid • Flavour full, fresh and characteristic of the fruit used
31	One jar fruit curd		<ul style="list-style-type: none"> • Date made should reflect 4 week 'Eat by' period (contains eggs) • Colour bright, characteristic of fruit • Consistency spreadable, not runny or rough • No egg spots, peel, scum, sugar crystals or air bubbles • Fresh flavour, well-balanced and not greasy

Art and Craft

All entries must have the name, address and telephone number of the entrant on the back and the class number in which it is to be entered.

Art work up to A3 including mount.

Judging will consider:

- Complexity
- Workmanship
- Use of colour
- Aesthetic appeal

Class	Entry	Jobs and advice	Judging Criteria for the show
32	Animal Portrait in any medium		<ul style="list-style-type: none"> • Eye-appeal – is there a focal point? • Good perspective • Good balance and composition • Good tonal value • Good use of materials including presentation • Sign on the back or cover signature
33	Bookmark		<ul style="list-style-type: none"> • If used, no visual signs of glue or fixing tape used • Clean, crisp finish with no curled or creased corners • Clean and neat • Good use of colour and design • Well-finished; hand-made rather than home-made • Robust enough to last through several books • Can be for either children or adults • Can be double-sided
34	Up-cycled Item		<ul style="list-style-type: none"> • Any used/old item that has been re-purposed • Re-designed old clothing should be wearable if intended to wear • Shabby-chic items should be functional or attractive • Re-constructed broken items into something different (e.g. cutlery or clock workings jewellery;) • The finished items should be well-made and reflect a standard of finish appropriate for the item (i.e. scuffed woodwork on a shabby-chic item is acceptable but drawers that stick are not)
35	Bird Feeder		<ul style="list-style-type: none"> • Can be made from any weather-proof material/s • Easy access for feeding • Free-standing, hanging or fixed • Can be made from new or recycled or reclaimed materials

Needlecraft

All entries must have the name, address and telephone number of the entrant on the back and the class number in which it is to be entered.

Art work up to A3 including mount.

Judging will consider:

- Complexity
- Workmanship
- Use of colour
- Aesthetic appeal

Class	Entry	Jobs and advice	Judging Criteria for the show
36	Sock puppet		<ul style="list-style-type: none"> A hand puppet made from a sock Sock must be clean Puppet stuffed to show shape and form Eyes, ears and other additions must be securely attached Consider displaying on a support – e.g. a kitchen roll holder.
37	Needle-Felting		<ul style="list-style-type: none"> A 3D object (animal, vegetable, plant or other, created by the 'stabbing' technique of needle-felting wool) Finished item should be well-shaped and represent the item upon which it is based, well Stray fibres should be kept to a minimum with the overall outcome being firm and tightly felted Good use of colour with soft colour merging where appropriate Added pieces should be firmly secured at the joins Additional details may be added but these should not make up the bulk of the finished item.
38	Item or picture in cross stitch		<ul style="list-style-type: none"> No size limit No trailing threads Even, accurate stitches formed in the same direction Thread should fill each hole and not catch the hole edges Stretching should ensure vertical and horizontal lines parallel to the mount or frame
39	Christmas Decoration		<ul style="list-style-type: none"> Christmas decoration made using mainly needle-craft Free standing, fixed or hanging Good combination of colours to reflect Christmas or Nativity
40	Knitted item		<ul style="list-style-type: none"> Design, colour and yarn is appropriate for the knitted item's function Tension is consistent and provide a suitable fabric and texture The item should be finished well with invisibly joined seams and matched patterns Button holes should be neat and spaced well (not necessarily equidistant)

Amateur Photography

Class	Entry	Jobs and Advice	Judging Criteria for the show
41	Pets	<ul style="list-style-type: none"> • Cute or ugly • Conventional or exotic • Yours, or one that caught your eye 	<p><u>All photographs must be mounted, no bigger than A4, including the mount.</u> <u>Unframed</u> <u>All photographs must have the name, address and telephone number of the entrant on the back and the class number in which it is to be entered.</u></p> <ul style="list-style-type: none"> • Does the photograph show originality? • Does it reflect the class title? • Is it in perfect focus? • Is it properly exposed? • Is the photograph well-composed with the emphasis on the main subject? • Is the photograph clean and suitably mounted?
42	Doors	<ul style="list-style-type: none"> • Domestic, industrial, commercial, religious, historic, mechanical, natural – whatever gets you through to the other side! 	
43	Red	<ul style="list-style-type: none"> • Up for your own, unique interpretation – just like last year! 	
44	Nature	<p>In any of its forms:</p> <ul style="list-style-type: none"> • Life • Death and decay • Weather • Landscape • Geography 	
45	People	<ul style="list-style-type: none"> • Whoever; wherever, whenever doing whatsoever. Individuals or groups. 	

CALLING ALL WREA GREEN CHILDREN!



**Wrea Green Horticultural Show
Saturday September 5th 2020**



**If you can't make your entries in school,
why not make them at home?**

**Take a photo and save it just in case the show can't go on and we
can still see them in September**

See the children's classes and judging criteria below

PRE-SCHOOL AGE

CHILDREN NOT YET AT SCHOOL OR ATTENDING A PRE-SCHOOL

Children's Classes		
	Pre-School Age	Judging Criteria
46	Jug of flowers	<ul style="list-style-type: none">• Fresh flowers and leaves with no fading or drooping• Height of flowers is balanced with the size, height and shape of the jug• Name, age and PS* tied or stuck on the jug
47	Beach in a Box	<ul style="list-style-type: none">• In a seed tray or similar sized box• Seaside or coastal theme• Props should enhance and contribute to the design• Name age and PS* provided with box
48	Junk Model	<ul style="list-style-type: none">• Create a model of anything you like out of plastic and other re-cycleable materials• e.g. Rockets; cars, monsters, buildings, aliens, mobiles .• Name, age and PS* provided with model
49	Painting of a vegetable or vegetables	<ul style="list-style-type: none">• No bigger than A3• Use of paint not crayons• Name, age and PS* on back of painting – top right-hand corner
50	Vegetable made from playdough, clay, plasticine or any malleable material	<ul style="list-style-type: none">• 3D Vegetable modelled from any malleable material such as clay, plasticine, playdough etc.• Name, age and PS* provided with model


*PS to indicate pre-school age

FOR PRIMARY SCHOOL CHILDREN IN RECEPTION, YEAR 1 OR YEAR 2

Changes to Children's Classes Schedule

Please enter your child in the school **year group** (Not class name) they are in at the time they created their entry.

Year 2 pupils in a mixed Key Stage class, please enter from these classes.

	Reception and Key Stage 1	Judging Criteria
51	Jug of flowers	<ul style="list-style-type: none"> Fresh flowers and leaves with no fading or drooping Height of flowers is balanced with the size, height and shape of the jug Name and age and Year Group tied or stuck on the jug
52	Book Cover for a Traditional Tale	<ul style="list-style-type: none"> Two-sided folded A4 card showing traditional tale title (and author if known) on the front and 'blurb' on the back Short 'blurb' giving brief summary of the story – e.g. <i>An exciting story about a little girl and a Big Bad Wolf!</i> Will be displayed standing, so card should be used A spine included and the title written on this sideways Name, age and Year Group on inside cover 
53	Portrait of a famous person	<ul style="list-style-type: none"> No bigger than A4 Any medium; paint; crayon; pencil Name of the subject on the front Name, age and Year Group on the back, top right hand corner
54	Landscape painting	<ul style="list-style-type: none"> No bigger than A3 Use of paint Name and age and Year group on back – top right-hand corner
55	Traditional Tale character/animal model.	<ul style="list-style-type: none"> A 3D model of a traditional tale character in any medium; clay, plasticine, playdough, card etc Include a label of the character's name Name, age and Year Group included with the model

FOR PRIMARY SCHOOL CHILDREN IN YEAR 3, YEAR 4, YEAR 5 OR YEAR 6

Year 3 pupils in the mixed Key Stage class, please enter from these classes

	Key Stage 2	Judging Criteria
56	Six Cup Cakes	<ul style="list-style-type: none"> • Cupcakes are uniform in size • Attractive in appearance • Texture is light and moist • Flavour is pleasing • Icing is smooth and enhances the cake. • Name, age and Year Group included with the entry.
57	Story – 500 words	<ul style="list-style-type: none"> • A fictional, original story of no more than 500 words. • Written or printed on one side of the pages as the stories will be displayed in a book • Characters may be real people, current day or historical, but the story must be fiction • Name, age and Year Group under the title
58	Aztec Mask	<ul style="list-style-type: none"> • A mask made from any medium; card, Modroc, clay, papier mache, etc • Based upon historical illustrations from the Aztec civilization • Include a hole from which the mask may be hung • Name, age and Year Group included with the entry.
59	Coastal Landscape painting	<ul style="list-style-type: none"> • No bigger than A3 • Use of paint • Name and age on back – top right-hand corner
60	Photograph of a farm animal	<ul style="list-style-type: none"> • Photograph must be taken by the entrant • No bigger than A4 including mount • Colour or black and white • Any farm animal • Name, age and Year Group on the back of the photograph